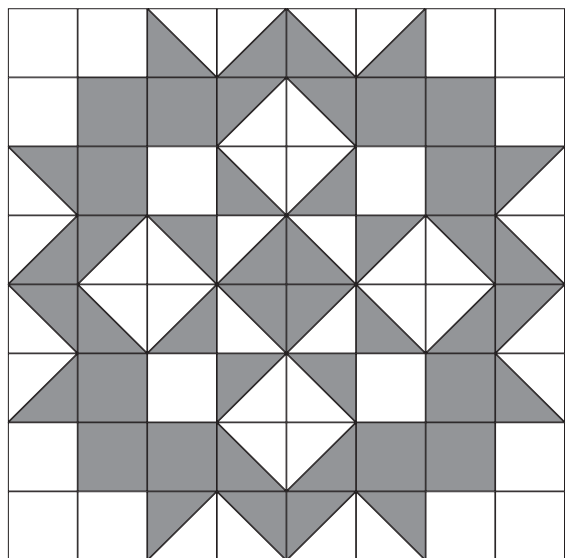


# Moda Love Charm Quilt

Quilt is 32" x 32" finished.

Join Moda's Charm Pack Challenge by sewing a Moda Charm pack quilt Jan. 14-16 and sharing on social media using the hashtag #CharmPackChallenge!

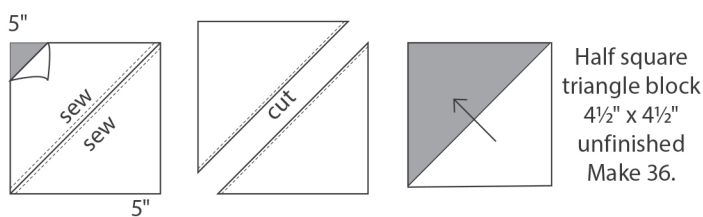


## INSTRUCTIONS

Use  $\frac{1}{4}$ " seams. Press in the direction of the arrows.

### 1. Make Half Square Triangle Blocks:

- Draw a diagonal line on the wrong side of (18) 5" background squares.
- Layer a marked 5" background square and a 5" Charm square right sides together. Sew a  $\frac{1}{4}$ " from both sides of the drawn diagonal line. Cut on the diagonal line. Press open toward the Charm triangle. This makes 2 half square triangle blocks. If necessary, trim the blocks to measure  $4\frac{1}{2}$ " x  $4\frac{1}{2}$ ". Repeat to make a total of (36) half square triangle blocks.



## FABRIC REQUIREMENTS

1 MODA CHARM PACK  
or (42) 5" squares

$\frac{3}{4}$  YARD BACKGROUND  
or 1 Charm Pack of Bella Solids  
or other basic fabric

$\frac{3}{8}$  YARD BINDING

1 YARD BACKING

*HINT: If desired, add borders to increase size. Yardage not included.*

## CUTTING

### 1. From the Charm Pack:

- Select (18) squares to make Half Square Triangle blocks and set aside.
- Select (12) squares to be used in the quilt top. Trim the (12) squares to  $4\frac{1}{2}$ " x  $4\frac{1}{2}$ ".

### 2. From the Background:

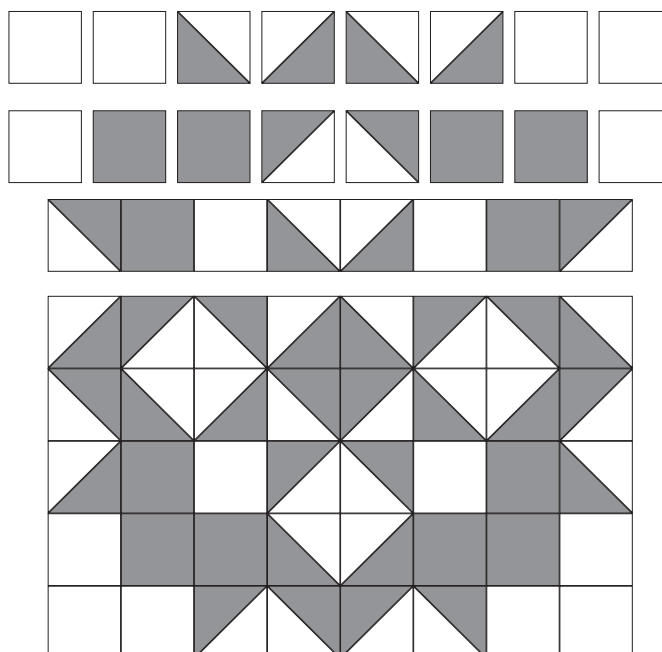
- Cut (5) 5" x Width of Fabric strips.
- Subcut (18) 5" x 5" squares and (16)  $4\frac{1}{2}$ " x  $4\frac{1}{2}$ " squares.

### 3. From the Binding:

- Cut (4)  $2\frac{1}{4}$ " x Width of Fabric strips. Sew the strips end to end to make the binding.

- Arrange and sew (36) half square triangle blocks, (12)  $4\frac{1}{2}$ " Charm squares, and (16)  $4\frac{1}{2}$ " background squares into 8 rows as shown. Press seams in alternating directions (evens to one side, odds to the other side) so the seams nest. Join the rows.


### 3. Layer, quilt, and bind.



# Moda Love Charm Quilt

## COLORING SHEET

Join Moda's Charm Pack Challenge by sewing a Moda Charm pack quilt Jan. 14-16 and sharing on social media using the hashtag **#CharmPackChallenge!**



Download the Moda Love Charm Quilt pattern & more of these coloring sheets at:

[https://modafabrics.com/webfiles/ModaCharmPackChallenge\\_ModaLoveCharmQuiltPattern.pdf](https://modafabrics.com/webfiles/ModaCharmPackChallenge_ModaLoveCharmQuiltPattern.pdf)